

4

3

2

1

D

D

C

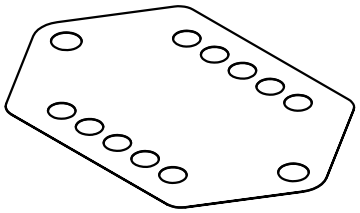
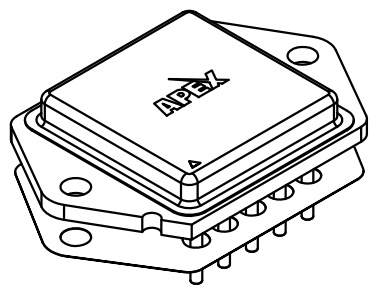
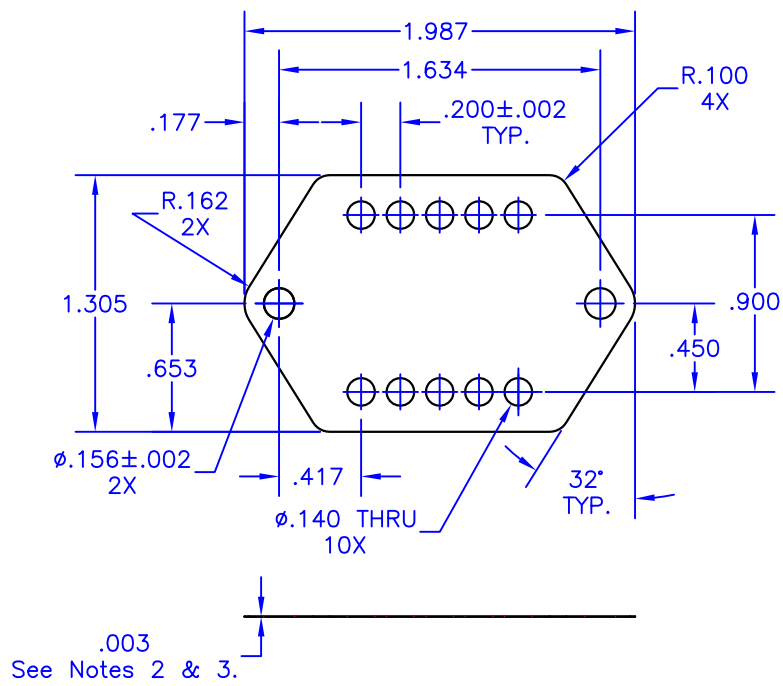
C

B

B

A

A



NOTES:

1. Unless otherwise noted, all dimensions are in inches.
2. Foil Material: .002 thick 1145 aluminum
3. Interface Material: .0005 thick phase-change thermal compound, both sides.
Maximum shipping & storage temperature - 40°C
Reflow temperature - 60°C
Maximum recommended service temperature - 200°C
4. Thermal impedance: .030 °C-in²/W (.194 °C-cm²/W) @ 20psi
5. Thermal washers shall be packaged in quantities of 10 with oversize separators between them.
6. Used with 10-pin Power DIP package (Apex designator: DE).
7. Power Devices part no. AL-199-131-APX

TOLERANCES - UNLESS OTHERWISE SPECIFIED	
.XX	= ±.01
.XXX	= ±.005
ANG.	= ±.5°



TITLE THERMAL WASHER, PDIP					PART NO. TW10	
SUBJECT MECHANICAL DRAWING						
ENG. D-M	TECH/DWN. P.ECK	DCA 80339	SH. 1	OF 1	FILENAME TW10	REV D
					DATE 03NOV08	

4

3

2

1